

PALLET PAL[®]

Level Loaders, Turntables & Rotators



Loading and Unloading Pallets
■ Faster ■ Safer ■ Easier



PALLETPAL[®]

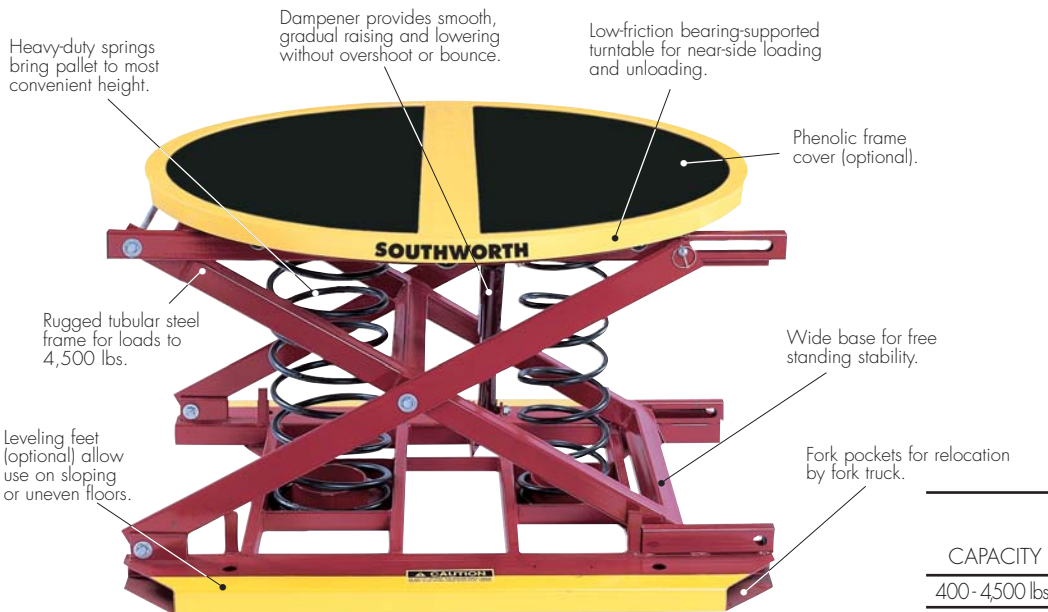
LEVEL LOADERS

These are the products that revolutionized manual pallet loading and unloading in the United States. PalletPal[®] Level Loaders are simple devices that will automatically maintain a load at the ideal height for the manual loading and off-loading of product. Starting with the original automatic spring-actuated unit introduced by Southworth in 1988, the line has grown to include several products, tailored for specific application niches.

PALLETPAL[®] FULLY AUTOMATIC SPRING-ACTUATED

Ideal for Most Applications

With inherent stability and no power sources or connections, the fully automated mechanical PalletPal[®] is virtually maintenance-free. The turntable is easily rotated even when fully loaded and allows for near-side loading and unloading without walking around the unit.



Spring installation is fast and easy. Springs accommodate wide load range with no need for adjustment and require no tools.



CAPACITY	LOWERED HEIGHT	RAISED HEIGHT	APPROX. SHIPPING WEIGHT
400 - 4,500 lbs.	9.5"	28"	460 lbs.

PALLETPAL[®] FULLY AUTOMATIC PNEUMATIC-ACTUATED

For Use Where Loads Vary Widely and are Changed Frequently

The Pneumatic Option PalletPal[®] provides all the performance of our spring unit, but uses an airbag that operates on shop air. It automatically positions loads weighing up to 4,500 lbs with as little as 80 psi.




CAPACITY	LOWERED HEIGHT	RAISED HEIGHT	APPROX. SHIPPING WEIGHT
400 - 4,500 lbs.	9½"	30½"	615 lbs.

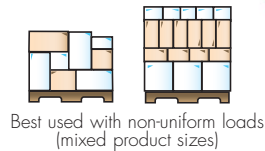
PALLETPAL® POWERED-HYDRAULIC

When loads, weights, pallet sizes or product dimensions vary greatly, a Powered PalletPal® with total operator control is the solution. A foot control allows the operator to adjust the load to an infinite number of positions up to 32 $\frac{3}{4}$ " (plus pallet), so it is always at the most comfortable height for loading and unloading. The manual turntable allows quick and easy rotation of the load so that the operator is always working on the near side, eliminating reaching, stretching and walking around. Built in fork pockets provide both ease of portability and additional stability.

The Powered PalletPal® Hydraulic works on standard 115V power and is available in 2,000 and 4,000 lb. capacities.



Foot control positions the load at any height within the unit's working range.



Best used with non-uniform loads (mixed product sizes)

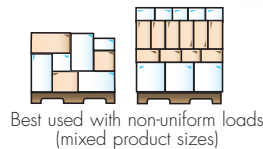
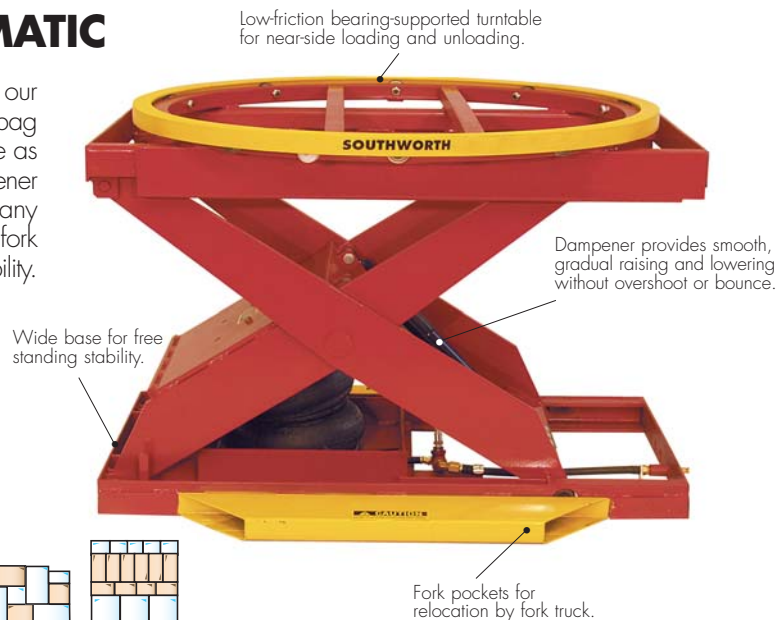
MODEL NO.	CAPACITY	TURNTABLE	LOWERED HEIGHT	RAISED HEIGHT	POWER	APPROX. SHIPPING WEIGHT
PPH2-24	2,000 lbs.	43 $\frac{3}{8}$ " DIAMETER	8 $\frac{3}{4}$ "	32 $\frac{3}{4}$ "	115/1/60	700 lbs.
PPH4-24	4,000 lbs.	43 $\frac{3}{8}$ " DIAMETER	8 $\frac{3}{4}$ "	32 $\frac{3}{4}$ "	115/1/60	760 lbs.

PALLETPAL® POWERED-PNEUMATIC

The Powered-Pneumatic PalletPal® has all the features of our hydraulic unit but operates on shop air. A heavy duty airbag positions pallet loads weighing up to 4,000 lbs. with as little as 80 psi. The unit features a shock absorber style load dampener to dramatically reduce "bounce" which is common in many other pneumatic lift devices. This model also includes built-in fork pockets to provide both ease of portability and additional stability.



Pneumatic foot-valve positions the load at any height within the unit's working range.



Best used with non-uniform loads (mixed product sizes)

MODEL NO.	CAPACITY*	STANDARD TURNTABLE	LOWERED HEIGHT	RAISED HEIGHT	AIR (FREE AIR)	APPROX. SHIPPING WEIGHT
PPA2-24	2,000 lbs.	43 $\frac{3}{8}$ " DIAMETER	9 $\frac{1}{2}$ "	33 $\frac{1}{2}$ "	80 PSI/15 CFM	640 lbs.
PPA4-24	4,000 lbs.	43 $\frac{3}{8}$ " DIAMETER	9 $\frac{1}{2}$ "	33 $\frac{1}{2}$ "	80 PSI/15 CFM	660 lbs.


* This is not a lifting capacity. These airbag actuated machines are dedicated to pallet positioning applications. The capacity denotes the maximum weight of the fully loaded pallet that is appropriate for each model.

PALLETPAL® ROLL-ON™ For Use with Hand Pallet Trucks


With internal hydraulic power, PalletPal® Roll-On™ Level Loaders lower to floor height so pallets can be rolled on and off with a hand pallet truck. The lift is then easily adjusted by pushbutton or foot switch control to maintain an ideal height for manual loading and unloading. The narrow side and back panels provide easy reach over for four sided access.

Now available with One Touch Auto Leveling

Allows the operator to "dial-in" the exact increment of travel for loading or unloading. It will also return the platform to full height (or to fully lowered position) at "one touch of the button."



The platform can be locked at the proper height to allow relocation by means of a hand pallet truck.



MODEL NO.	CAPACITY	PLATFORM SIZE	LOWERED HEIGHT	RAISED HEIGHT	RISE TIME (sec.)	POWER	APPROX. SHIPPING WEIGHT
ROLLC2.5-28	2,500 lbs.	40" x 48"	¾"	28¾"	22	115/1/60	1,350 lbs.
ROLLC2.5-28	2,500 lbs.	44" x 48"	¾"	28¾"	22	115/1/60	1,500 lbs.
ROLLC2.5-28	2,500 lbs.	52" x 48"	¾"	28¾"	22	115/1/60	1,650 lbs.
ROLLC4-28	4,000 lbs.	40" x 48"	¾"	28¾"	30	115/1/60	1,500 lbs.
ROLLC4-28	4,000 lbs.	44" x 48"	¾"	28¾"	30	115/1/60	1,650 lbs.
ROLLC4-28	4,000 lbs.	52" x 48"	¾"	28¾"	30	115/1/60	1,800 lbs.

Units are furnished with either pushbutton or foot switch control.

ROLL-ON™ WITH TURNTABLE For Use with Hand Pallet Trucks

For even greater convenience, the Roll-On™ Level Loader is now available with a built-in, hand pallet truck accessible 360° turntable.




Photo-eye toe protection on all three working sides.

MODEL NO.	CAPACITY	PLATFORM SIZE	LOWERED HEIGHT	RAISED HEIGHT	RISE TIME (sec.)	POWER	APPROX. SHIPPING WEIGHT
ROLLC3-28	2,500 lbs.	44" x 48"	2"	30"	30	115/1/60	2,400 lbs.

Units are equipped with either pushbutton or foot switch control

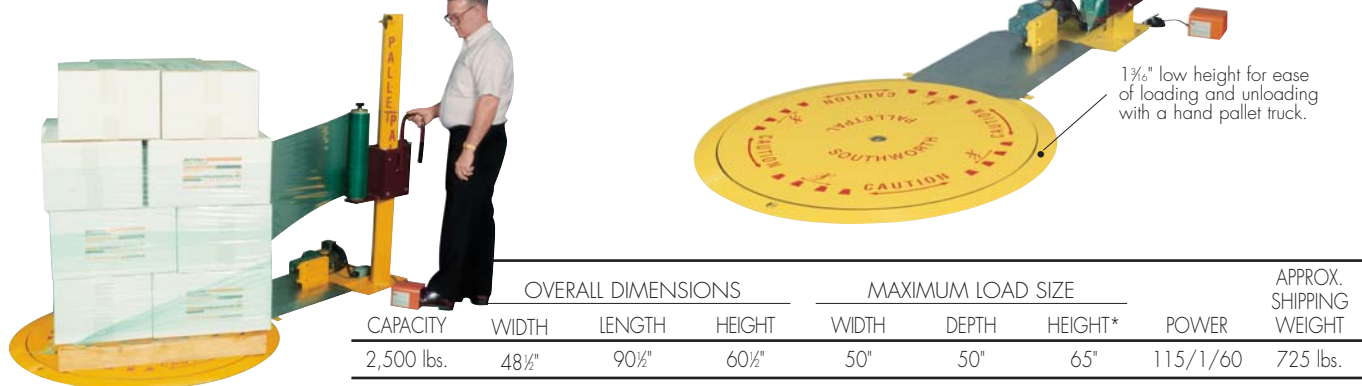
Visit www.SWPalletPal.com



Southworth Products Corp
P.O. Box 1380, Portland, ME 04104-1380
TEL: (800) 743-1000 • (207) 878-0700
FAX: (207) 797-4734
Email: salesinfo@SouthworthProducts.com

PALLETPAL® STRETCH WRAPPERS

Handwrapping is slow, backbreaking work with marginal results. An inexpensive alternative, the PalletPal® Stretch Wrapper, incorporates a low-profile powered disc turntable and a stationary mast assembly. Simply wheel a loaded pallet onto the disc and move the stretch wrapping wand up and down the mast as the powered turntable spins the load. The result is tightly wrapped, secure loads with minimal effort.



OVERALL DIMENSIONS				MAXIMUM LOAD SIZE			POWER	APPROX. SHIPPING WEIGHT
CAPACITY	WIDTH	LENGTH	HEIGHT	WIDTH	DEPTH	HEIGHT*		
2,500 lbs.	48½"	90½"	60½"	50"	50"	65"	115/1/60	725 lbs.

*77" with optional extended mast.

PALLETPAL® DISC TURNTABLE



Low-profile design, less than 1" high, allows PalletPal® Disc Turntables to accept a hand pallet truck. By rotating the load, the operator always works from the nearside without walking around the pallet. The risk of injury from reaching or stretching is virtually eliminated. The turntable can be easily moved throughout the plant.

CAPACITY	TURNTABLE HEIGHT	TURNTABLE DIAMETER	OVERALL DIAMETER	APPROX. SHIPPING WEIGHT
4,000 lbs.	7½"	43¾"	48¾"	220 lbs.



PALLETPAL® ROTATORS

Our Southworth pallet rotators and skid turners are for transferring skid loads from one skid to another or from skid to slip sheet. They are also ideal for removing torn bags and other damaged goods that are typically found on the bottom of most stacks. The clamping mechanism holds the skid and load securely while turning a full 180°. Models available for fork truck loading and in-line rotations.



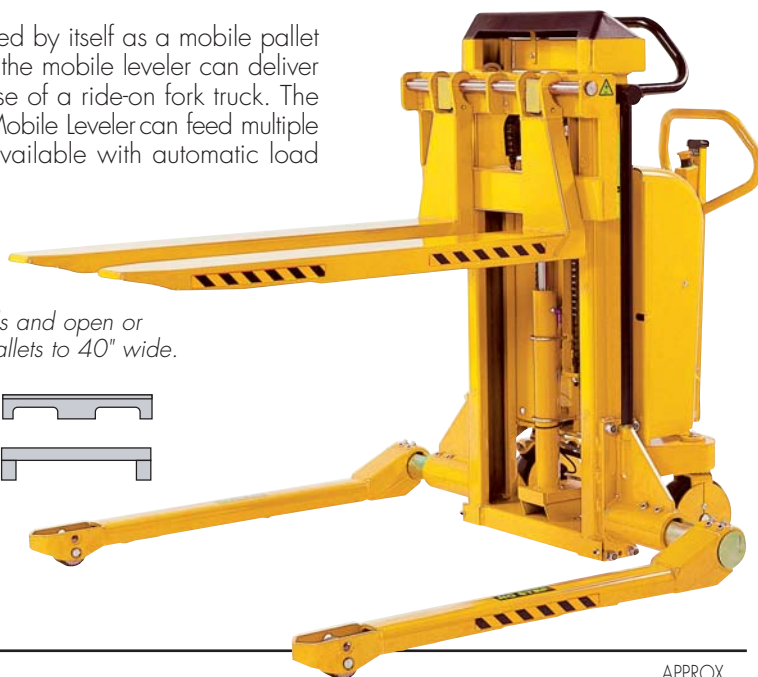
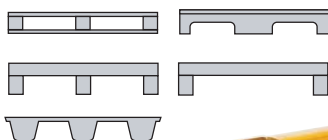
MODEL NO.	CAPACITY	OVERALL DIMENSIONS			MAXIMUM OPENING	MINIMUM OPENING	CLAMP SPEED	MAXIMUM LOAD SIZE			POWER	APPROX. SHIPPING WEIGHT
		WIDTH	DEPTH	HEIGHT				WIDTH	DEPTH	HEIGHT		
SR-35-62	3,500 lbs.	52"	50½"	84½"	62"	30"	2" per sec.	48"	42"	60"	460/3/60	4,000 lbs.
SR-35-72	3,500 lbs.	52"	50½"	91½"	72"	30"	2" per sec.	48"	42"	70"	460/3/60	4,400 lbs.
SR-35-78	3,500 lbs.	52"	50½"	92½"	78"	30"	2" per sec.	48"	42"	76"	460/3/60	4,800 lbs.

PALLETPAL® MOBILE LEVELER

Perform multiple functions with one versatile machine. Used by itself as a mobile pallet positioner or as the perfect companion to your PalletPal®, the mobile leveler can deliver and remove loads quickly and easily without the expense of a ride-on fork truck. The straddle design accepts any pallet or skid. One PalletPal® Mobile Leveler can feed multiple PalletPals®. Comes with 115V battery charger and is available with automatic load leveling eye.



For use with skids and open or closed bottom pallets to 40" wide.



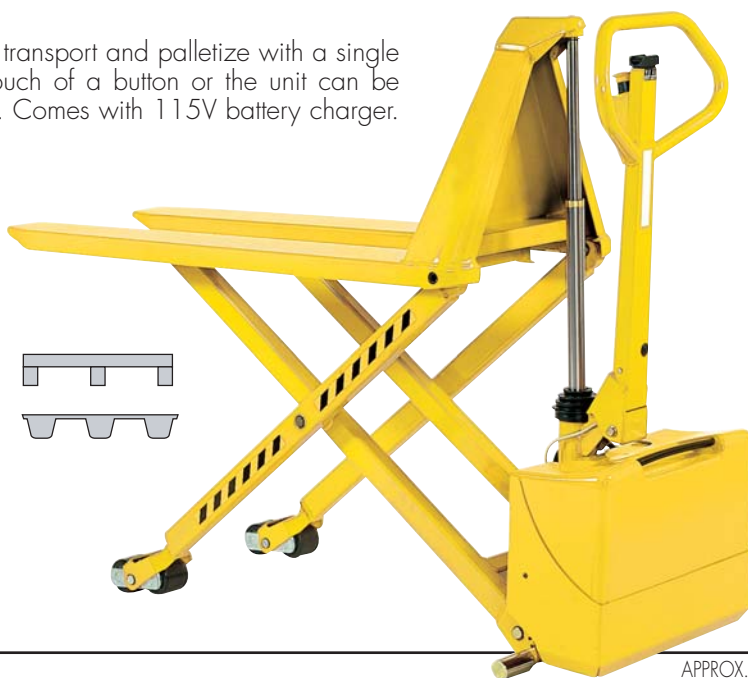
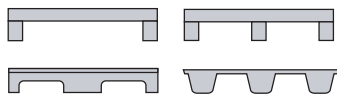
MODEL NO.	CAPACITY	DRIVE	LIFT	LOWERED HEIGHT	RAISED HEIGHT	OVERALL DIMENSIONS			FORK WIDTH	FORK LENGTH	LOAD CENTER	APPROX. SHIPPING WEIGHT
						WIDTH	LENGTH	HEIGHT				
PML-22-ME	2,200 lbs.	Manual	Electric	3¼"	36"	54½"	66"	52½"	22"	45"	24"	525 lbs.
PML-30-ME	3,000 lbs.	Manual	Electric	3¼"	36"	54½"	66"	52½"	22"	45"	24"	600 lbs.
PMLS-22-ME	2,200 lbs.	Manual	Electric	2½"	35"	54½"	66"	52½"	14-31"	42"	24"	675 lbs.
PMLS-30-ME	3,000 lbs.	Manual	Electric	1½"	34"	54½"	66"	52½"	14-31"	42"	24"	730 lbs.

PALLETPAL® LIFT TRUCK

If you use open bottom pallets or skids, now you can transport and palletize with a single unit. Loads can be adjusted up and down at the touch of a button or the unit can be equipped with an option "level eye" for auto leveling. Comes with 115V battery charger.



For high maneuverability in narrow aisles and minimum reach-over using open bottom skids or pallets.



MODEL NO.	CAPACITY	LIFT	LOWERED HEIGHT	RAISED HEIGHT	FORK WIDTH	FORK LENGTH	INDIVIDUAL FORK WIDTH	PUMP MOTOR	BATTERY	CHARGER	APPROX. SHIPPING WEIGHT
PT-33-E	3,300 lbs.	12V DC	3½"	31½"	21¼" or 27"	48"	6½"	12V	12V, 90 Ah	12V, 10Amp	345 lbs.
PT-33-M	3,300 lbs.	Manual	3½"	31½"	21¼" or 27"	48"	6½"	NA	NA	NA	240 lbs.