



Telephone: 800.962.3178

material handling solutions

Fax: 937.890.2392  
Email: webmaster@kmhsystems.com

Sale Coordinator: \_\_\_\_\_

Date: \_\_\_\_\_

Distributor: \_\_\_\_\_

Sales Rep & tel. no.: \_\_\_\_\_

End User: \_\_\_\_\_

Type of Industry: \_\_\_\_\_

**A  
P  
P  
L  
I  
C  
A  
T  
I  
O  
N**

HOW IS  
LIFT  
USED?

PRODUCT BEING HANDLING: \_\_\_\_\_

WIDTH: \_\_\_\_\_

LENGTH: \_\_\_\_\_

HEIGHT: \_\_\_\_\_

WEIGHT: \_\_\_\_\_

**Requested Specifications**

PLATFORM SIZE: \_\_\_\_\_

TRAVEL TIME UP: \_\_\_\_\_

DOWN: \_\_\_\_\_

LOWERED HEIGHT: \_\_\_\_\_

VERTICAL TRAVEL: \_\_\_\_\_

RAISED HEIGHT: \_\_\_\_\_

HOW IS LIFT LOADED? \_\_\_\_\_

OVER ☐

END ☐

SIDE ☐

RAISED or

☐

LOWERED

HOW OFF LOADED? \_\_\_\_\_

OVER ☐

END ☐

SIDE ☐

RAISED or

☐

LOWERED

IS LIFT LOADED EVENLY? ☐ YES ☐ NO -- Then How? \_\_\_\_\_

JOGS PER CYCLE

CYCLES PER HOUR

HOURS PER DAY

DAYS PER WEEK

ANNUAL

**B  
A  
S  
E**

☐ FLOOR MOUNT

☐ PIT MOUNT (Beveled Toe Guards Necessary)

☐ TAPESWITCH

☐ BEVEL TOE GUARD (Requires Oversize Platform)

☐ BELLOWS SKIRTING (Requires Oversize Platform)

☐ PORTABLE -- How? \_\_\_\_\_

☐ OTHER: \_\_\_\_\_

**P  
L  
A  
T  
F  
O  
R  
M**

☐ SMOOTH DECK

☐ DIAMOND TREAD

☐ HANDRAILS -- Where? \_\_\_\_\_

☐ TURNABLE -- Size? \_\_\_\_\_

☐ TILT TOP? DEGREES

☐ 30

☐ 45

☐ 90

☐ OTHER: \_\_\_\_\_

**P  
O  
W  
E  
R  
E  
T  
C**

POWER UNIT: ☐ INTERNAL ☐ EXTERNAL ☐ NONE

PRIMARY VOLTAGE: ☐ 115/1/60 ☐ 230-460/3/60 (CHECK ONE)

CONTROLS: ☐ PUSHBUTTON ☐ FOOTSWITCH ☐ NONE

☐ MOTOR STARTER / TRANSFORMER (For 3 Phase) ☐ NONE

LIMIT SWITCH: ☐ UP ☐ DOWN

NEMA CLASSIFICATION: \_\_\_\_\_

PRICING:

INQUIRY QUANTITY: \_\_\_\_\_

INQUIRY TYPE: ☐ BUDGET ☐ CURRENT CONSIDERATION

IMMEDIATE PURCHASE -- EXPECTED ORDER DATE: \_\_\_\_\_

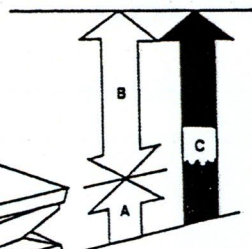
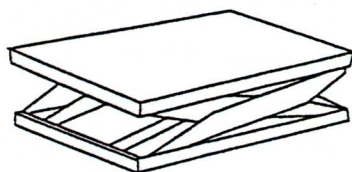
DELIVERY REQUIREMENT: \_\_\_\_\_

COMPETITION -- WHO? \_\_\_\_\_

OTHER SALES  
INFORMATION: \_\_\_\_\_

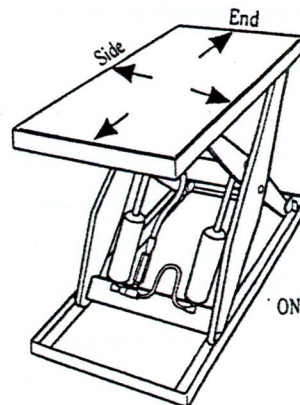


# 1 Lift Table




A Lowered Height  
+ B Vertical Travel  
= C Raised Height

2



ON LOADING/OFF LOADING

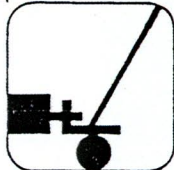
3



## Casters

A variety of casters, mounting arrangements, and floor locks is available for use where full portability and maneuverability are desired.

4



## Semi-Live Portable

Consists of wheels at one end of base and pull plate at the other, plus wheeled jack handle and quick disconnect plug(s). Used only for moving table to a new position, and not for transporting materials.

5



## Powered Traverse

For powered unidirectional horizontal travel.


6



## Vee Groove Wheels

Steel wheels with groove for use with inverted angle or Vee track to provide unidirectional horizontal movement.

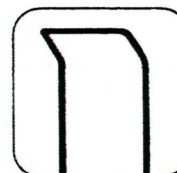
7



## Flanged Wheels

Steel wheels with flange for use with flat or rail track to provide unidirectional horizontal movement.

8



## Push Bar

Hand height bar to facilitate manual movement of wheeled or castered portable units.

9



## Beveled Toe Guard Edge

30° bevel on platform sides provides warning contact without abrupt shear point.

10



## Tape Switch Style Safety Edge

Electrical contact stops table down movement when an obstacle is encountered.

11



## Bellows Guard Accordion Skirting

Skirting covers mechanism between platform and base. Also available as boots to cover cylinders only.

12



## Manual or Powered Turntables

Bearing mounted and supported turntables for rotating or positioning loads of work.

13



## Tilting Tops

30°, 45°, and 90° tilting platforms for better positioning of certain loads.