

KMH Systems Trusted Partner In Blending Mobile Equipment With Storage Optimization

www.kmhsystems.com



Phase I - Discovery

- KMH provides a complimentary survey to review your current storage and handling conditions

Phase II - Evaluation

- KMH evaluates current state versus alternate scenarios

Phase III - Recommendations

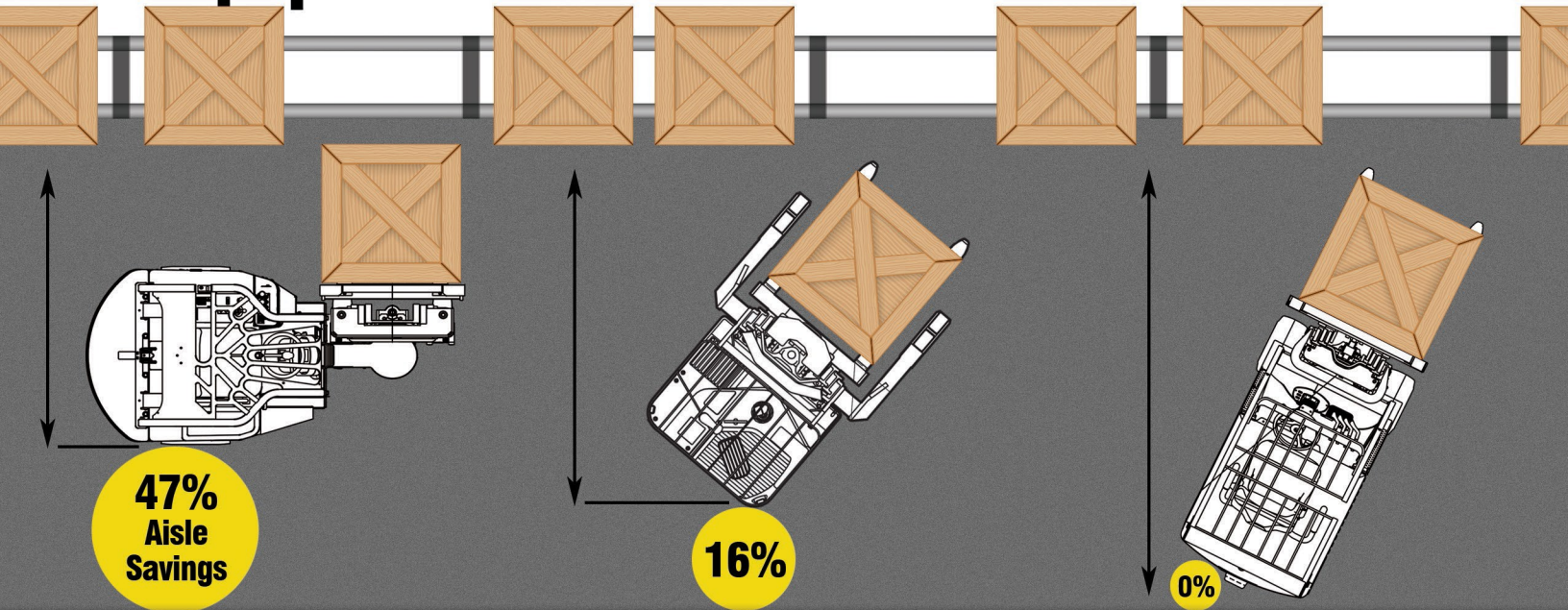
- KMH team provides a detailed CAD drawing and ROI analysis with Executive Summary

Phase IV - Results

- Optimized Blend of Cube Utilization and Operational Efficiency Yielding Safety, Accessibility, Durability, and Convenience

Forklift Independence

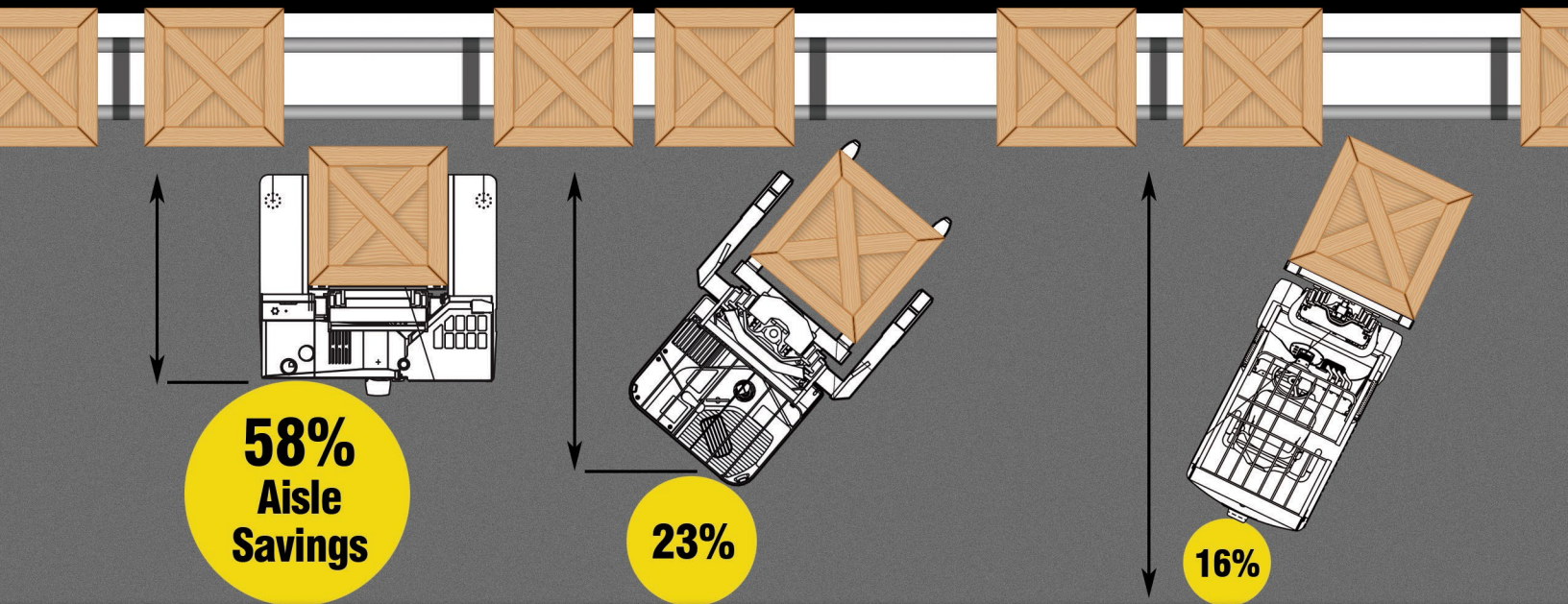
Equipment Aisle Clearance Rules of Thumb



ARTICULATING MAST - 7'

DOUBLE REACH LIFT TRUCK - 11'

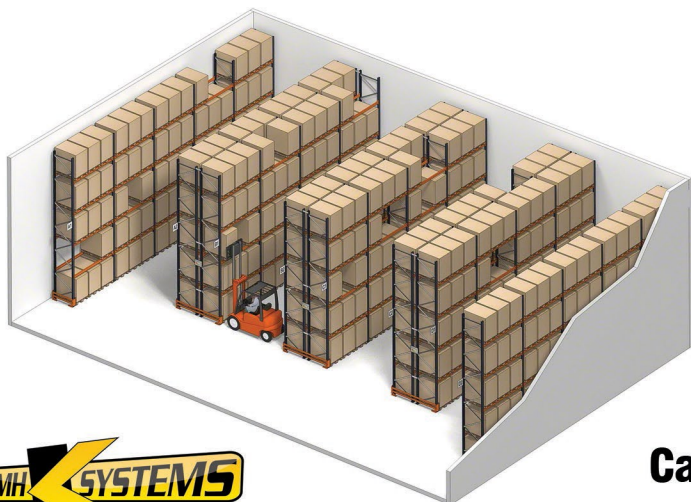
4 WHEEL COUNTERBALANCE - 13'



SIDE LOADER FORKLIFT - 5'6"

REACH LIFT TRUCK - 10'

3 WHEEL COUNTERBALANCE - 11'



KMH Helps You Optimize Your Space

Help us understand your pallet dimensions, weights, and quantities to store, and we can design the right mix of storage media and mobile equipment offerings to optimize your space and movement.

**AutoCAD Design · Equipment Interface Narrative
ROI Analysis · Sales · Service · Rental · Leasing**

Illinois · Indiana · Michigan · Ohio · Kentucky · Tennessee · Georgia
Call 888-564-7978 for your FREE Operational Audit
<http://www.kmhsystems.com/NARROWSPACE/>

